

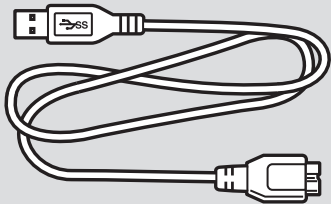


## What's In the Box

### VOYAGER AIR™ 2



### USB 3.0 CABLE



## Drive Indicators

### USING THE VOYAGER AIR DRIVE

---



#### WI-FI

The icon is on when wi-fi is turned on.

---



#### DC POWER

The icon is on when the drive is plugged in.

---



#### BATTERY STATUS

The battery icon is green when the battery is fully charged.



The battery icon is amber when the battery is below full charge but above 20%.



The battery icon is red when the battery is below 20%.

---

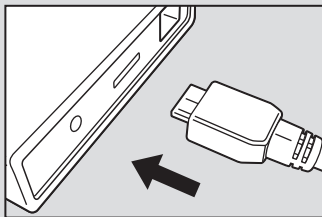
> The Voyager Air 2 has a high-capacity rechargeable battery that will last for several hours before needing to be recharged.

Recharge using the USB cable (with the drive turned off).

# 1

## Connecting with USB

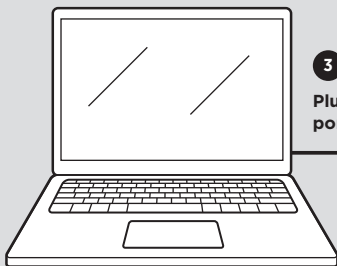
### GETTING CONNECTED



- 1 Plug the USB 3.0 cable into the back of the drive



- 2 Turn on the drive



- 3 Plug the drive into a USB port on your PC or Mac

#### FOR MAC USERS

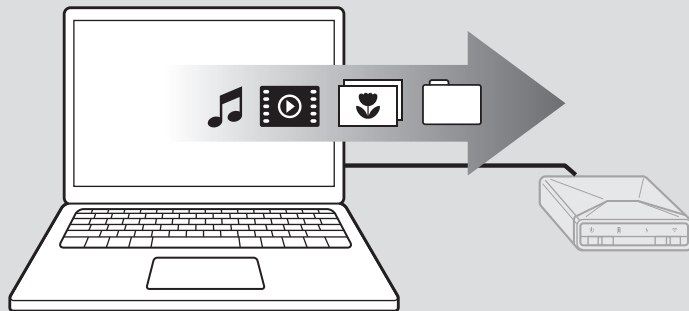
- > For Mac compatibility you can reformat the drive. This lets Mac users read and write to the Voyager Air without loading special drivers, and makes the drive compatible with Time Machine for backups.
- > Go to **Applications > Utilities > Disk Utility**. Select "Voyager Air" on the left, then select "Erase." Choose one of the non-encrypted "Mac OS Extended" options from the Format list. Then click on the "Erase" button.

# 2

## Transferring Media Files

### COPY MEDIA FILES TO THE DRIVE

- > Once you are connected, "VoyagerAir" will appear on your Mac or PC as an external storage device.



- > Copy media files (videos, music, photos, and documents) from your Mac or PC to the Voyager Air. Using a USB 3.0 connection will make these file transfers much faster.
- > Organize these files (using folders and subfolders) just the way you want to see them on your tablet or smartphone when using the Voyager Air app.
- > Eject, disconnect and turn off the Voyager Air when done.

**Your media files are now loaded onto the Voyager Air drive. The next step is to enjoy them from your tablet or smartphone.**

**NOTE:** Your tablet or smartphone will only play files that are in a format that it supports. See your mobile device's specifications for details.

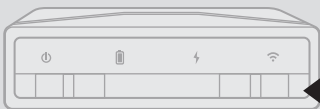
## 3 Connecting Wirelessly to Tablet or Smartphone

### DOWNLOAD THE VOYAGER AIR APP



- > On your tablet or smartphone, go to the app store using the icon on your device. Search for "Voyager Air" to find the free app, and download it to your device.

### MAKE THE WIRELESS CONNECTION



Turn on Wi-Fi

- > Open your smartphone or tablet Wi-Fi Settings screen.

**Apple iOS Users:** Settings > Wi-Fi

**Android users:** Settings > Wireless & Network > Wi-Fi Settings

- > Select "VoyagerAir" from the list of available networks. (It may take a minute or two after the Voyager Air wi-fi is turned on for it to appear on the list)

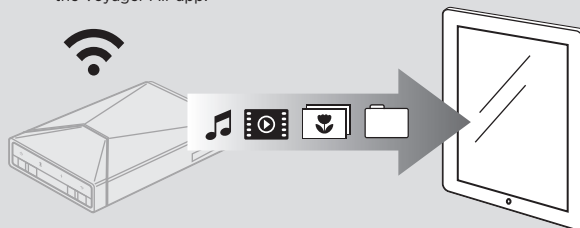


**NOTE:** Your Voyager Air can stream to multiple tablets and smartphones at the same time. Follow these same steps on each device.

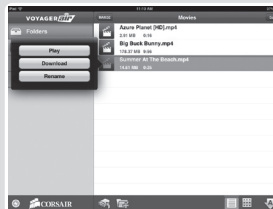
## 4 Using the Voyager Air App

### LAUNCH THE VOYAGER AIR APP

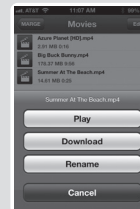
- > Once you have made the wireless connection on your tablet or smartphone, open the Voyager Air app.



- > Open "Folders" to see what is on the Voyager Air drive - the same files and folders you created when loading files onto the drive.
- > Select a media file and you will see a popup menu of choices. Choose "Play" from this menu for video or music files, "View" for photos, or "Open" for documents. And enjoy.



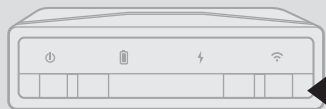
TABLET APP SCREEN



SMARTPHONE APP SCREEN

**NOTE:** It is **STRONGLY** suggested that you enable password protection for your Voyager Air drive. After launching the app, navigate to "Settings," look for the Password setting and touch the "Enable" button, then enter a password. That password will then be required to make a wireless connection to the drive.

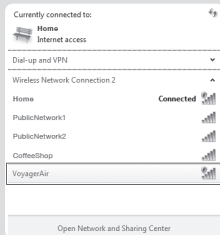
## MAKE THE WIRELESS CONNECTION



Turn on Wi-Fi

## WINDOWS

- > Left-click on the wireless network icon in the bottom right corner of your screen.
- > Select “VoyagerAir” from the list of available wireless networks.
- > Enter your wireless password if you have one enabled (this is highly recommended).



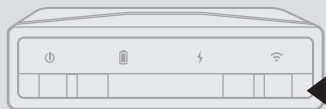
## ACCESS THE DRIVE

## WINDOWS

- > Open “Computer” and click on the “Network” icon. You should see the image of a computer with the name “VoyagerAir.” Double-Click on this image to display a folder named “Voyager\_Air”.
- > To assign a drive letter, right-click on this folder and choose “Map network drive...”.

**NOTE:** As a Windows alternative to get to the “Voyager\_Air” folder, click on the Start Menu and in the box labeled “Search program and files” type “\\VoyagerAir”

## MAKE THE WIRELESS CONNECTION



Turn on Wi-Fi

## MAC

- > Click on the WiFi icon in the system bar at the top of your screen.
- > Choose “VoyagerAir” from the list of available wireless networks.
- > Enter your wireless password if you have one enabled (this is highly recommended).



## ACCESS THE DRIVE

## MAC

- > Open the Finder and looked for “VoyagerAir” in the left panel under “Shared.”
- > Click on it to display a folder named “Voyager\_Air.”
- > Double-click on that folder to access the files and folders on the drive.

**NOTE:** If the WiFi icon isn’t displayed in your Mac system bar, Open System Preferences and select the Network icon. Click to the right of Network Name to display the list of available wireless networks.

The MAC address for the Wi-Fi module in your drive can be viewed by connecting wirelessly and then opening a web browser to <http://192.168.77.1>

You can find the Voyager Air User Manual, troubleshooting and support, more information on how to get the most out of your Voyager Air drive, and details about available product accessories at:

[www.corsair.com/voyagerair](http://www.corsair.com/voyagerair)

## End User License Agreement

Paragon Software Group Corporation

### Scope of Agreement

1. **IMPORTANT - READ THIS CAREFULLY.** This End User License Agreement (“EULA”) is a legally binding contract between Paragon Software Group Corporation (“Paragon”) and you (“You”), the recipient of certain Paragon software. This EULA sets terms and conditions for Your use of that software. IT CONTAINS WARRANTY AND LIABILITY DISCLAIMERS. BY INSTALLING, COPYING OR OTHERWISE USING THE LICENSED PRODUCTS (DEFINED BELOW), YOU ARE AGREEING TO THE TERMS AND CONDITIONS OF THIS EULA. IF YOU DO NOT AGREE TO THOSE TERMS AND CONDITIONS, YOU ARE NOT AUTHORIZED TO USE THE LICENSED PRODUCTS.
2. The software product accompanying this EULA (“Software”) and all affiliated materials, including program descriptions and instruction manuals (“Documentation”) collectively “the Licensed Products”, are copyrighted and proprietary to Paragon. The Software is licensed, not sold. While Paragon owns the Software, You will have certain rights to use it after You accept this EULA.

### Scope of License

1. Subject to the terms of this EULA, Paragon hereby grants You the personal, non-exclusive and non-transferable right to install, execute and use the single copy of the Licensed Products that accompany this EULA. Your rights to use the Licensed Products are limited to those expressly granted herein. Paragon reserves all other rights in the Licensed Products, including but not limited to those of reproduction, distribution and publication.
2. The license granted by this EULA is restricted to the specific version of the Licensed Product that accompanied it. If You acquire a new version, You must agree to a new license for that version as Paragon may specify. Patches to an existing version are considered part of the original version.
3. The license granted by this EULA is limited to the object code of the Software. Paragon is not obliged to and will not provide You with the source code.
4. This license entitles You to install and use a single copy of the Software on one computer at a single location for use by a single user at a time. For purposes of this EULA, the Software or any part or portion of the Software is “in use” when it is either loaded into RAM or installed on a hard disk or other permanent memory device including any networked or shared environment where either direct or indirect connections are made through software or hardware which pools or aggregates connections. If the computer on which the Software is installed will have multiple users, this license will be valid for all those authorized users of that single computer.
5. If You wish to use the Software for more than a single user at a single location, You must acquire a license for each separate computer on which any part or portion of the Software is installed or run.
6. You may create a single backup copy of the Software for archival and restoration purposes, and that backup copy remains subject to all provisions of this EULA.
7. You agree to take all reasonable steps necessary to prevent unauthorized access to the Software and Documentation by third parties. You agree to store the original storage media delivered and any backups in a location protected against unauthorized access by a third party. If You use the Licensed Products in a work environment and employees are given access to them, You agree to require those employees to comply with this EULA.

### Restrictions

1. You are not authorized to use or replicate one copy of the Software through a network on multiple computers or terminals.
2. You may not reverse engineer, decompile, disassemble or reassemble, or change, alter, modify the Software or Documentation or any part of either one, or create derivative works, enhancements, extensions or add-ons to/of any part of either of them.
3. You may not use the Software by way of or for remote data transmission. Transfer of the Software in physical form (i.e. stored on portable or other physical media) from one computer to another is permitted only if the Software is used only on one computer at a time.
4. You may not distribute copies of the Software to others or electronically transfer the Software from one computer to another over a network.

5. You may not post or otherwise make available the Software, or any portion thereof, in any form, on the Internet.
6. You may not use the Software in a computer service business, including in time-sharing applications.
7. The Software contains trade secrets and, in order to protect them, You may not decompile, reverse engineer, disassemble, or otherwise reduce the Software to a human-perceivable form. YOU MAY NOT MODIFY, ADAPT, TRANSLATE, RENT, LEASE, LOAN, RESELL FOR PROFIT, DISTRIBUTE, NETWORK OR CREATE DERIVATIVE WORKS BASED UPON THE SOFTWARE OR ANY PART THEREOF.
8. You may not transfer the Software to any third party or parties while retaining any rights or possibility of continued use, unless Paragon permits such a transfer in a written agreement. If You want to do that, You must contact Paragon directly and obtain its written consent in advance.
9. Duplication of the Software is prohibited unless the duplication is necessary for normal Software operation. Such duplication is only necessary when You install the Software to a hard disk and when You download or print data from the application for exclusively personal use.
10. Translation of the Licensed Products is prohibited.
11. You agree that You will not use or otherwise export or re-export any Licensed Product except as authorized by United States laws.
12. You are not authorized to access, modify, de-activate or remove any copy protection system, copyright notice, or registration-number or any other identifying mechanism or characteristic of the Software.

### Warranties and Disclaimers

1. Paragon warrants that the media on which the Software is distributed will be free from defects for a period of fifteen (15) days from the date of delivery of the Software to You. Your sole remedy in the event of a breach of this warranty will be that Paragon will, at its option, replace any defective media returned to Paragon within the warranty period or refund the money You paid for the Software.
2. THE ABOVE WARRANTY IS EXCLUSIVE AND IN LIEU OF ALL OTHER WARRANTIES, WHETHER EXPRESS OR IMPLIED, INCLUDING THE IMPLIED WARRANTIES OF MERCHANTABILITY, FITNESS FOR A PARTICULAR PURPOSE AND NONINFRINGEMENT. THIS WARRANTY GIVES YOU SPECIFIC LEGAL RIGHTS. YOU MAY HAVE OTHER RIGHTS, WHICH VARY FROM STATE TO STATE.
3. IN NO EVENT WILL PARAGON OR ITS LICENSORS BE LIABLE TO YOU FOR ANY INCIDENTAL, CONSEQUENTIAL OR INDIRECT DAMAGES, INCLUDING ANY LOST PROFITS, LOST SAVINGS, OR LOSS OF DATA, EVEN IF PARAGON OR A LICENSOR HAS BEEN ADVISED OF THE POSSIBILITY OF SUCH DAMAGES, OR FOR ANY CLAIM BY ANY OTHER PARTY. SOME STATES DO NOT ALLOW THE EXCLUSION OR LIMITATION OF SPECIAL, INCIDENTAL, OR CONSEQUENTIAL DAMAGES, SO THE ABOVE LIMITATION OR EXCLUSION MAY NOT APPLY TO YOU.
4. PARAGON MAKES NO GUARANTEE, REPRESENTATION, OR WARRANTY THAT USE OR RESULTS OF THE USE OF THE LICENSED PRODUCTS WILL BE ACCURATE, RELIABLE, CURRENT, UNINTERRUPTED OR WITHOUT ERRORS, OR THAT THE LICENSED PRODUCTS WILL BE FREE FROM LOSS, DESTRUCTION, DAMAGE, CORRUPTION, ATTACK, VIRUSES, INTERFERENCE, HACKING, OR OTHER SECURITY INTRUSION, AND PARAGON DISCLAIMS ANY LIABILITY RELATING THERETO. YOU ARE SOLELY RESPONSIBLE FOR BACKING UP YOUR OWN COMPUTER SYSTEM, WITHOUT PRIOR NOTICE, PARAGON MAY MODIFY, SUSPEND, OR DISCONTINUE THE LICENSED PRODUCTS. WHENEVER PARAGON ELECTS TO MODIFY, SUSPEND, OR DISCONTINUE THE LICENSED PRODUCTS, IT WILL NOT BE LIABLE TO YOU OR ANY THIRD PARTY.

### Indemnification

WHENEVER YOU USE THE LICENSED PRODUCTS, YOU WILL INDEMNIFY AND HOLD PARAGON, ITS DIRECTORS, OFFICERS, SHAREHOLDERS, EMPLOYEES, AFFILIATES, AGENTS, CONTRACTORS, AND LICENSORS HARMLESS WITH RESPECT TO (A) ANY SUITS OR CLAIMS ARISING OUT OF YOUR BREACH OF THIS EULA, INCLUDING, BUT NOT LIMITED TO, ANY INFRINGEMENT BY YOU OF THE COPYRIGHT OR INTELLECTUAL PROPERTY RIGHTS OF ANY THIRD PARTY; (B) YOUR USE OF THE PARAGON PRODUCTS; OR (C) ANY ACTION TAKEN BY PARAGON AS PART OF ITS DUE DILIGENCE REGARDING A SUSPECTED VIOLATION OR AS A RESULT OF ITS DETERMINATION THAT A VIOLATION OF THIS EULA HAS OCCURRED.

### Term of License

1. This EULA remains in force for as long as You use the Software in compliance with the terms herein.
2. Your rights under this EULA terminate without notice from Paragon if You fail to comply with any provision hereof. If at any time Paragon discovers You are not in compliance with this EULA, it may without further notice to You or obligation to allow a cure period require You to return all media containing Software and Documentation and to remove the Software and all files created by it from any systems on which it was installed, in a way that guarantees non-recoverability and, upon demand by Paragon, to confirm compliance with these requirements in writing under penalty of perjury.

### Additional Terms Concerning Windows® PE

1. If the Software licensed herein includes Windows PE, the terms and conditions of this section also apply:

2. "Windows PE" is Windows software licensed from Microsoft Corporation and/or Microsoft Affiliate(s) and is provided "as is".
3. "Windows PE" contains a security feature that will cause the computer system to reboot after 72 hours of continuous use, without prior notification to the User.
4. Microsoft\* or its affiliates are not liable for the licensed Software including "Windows PE". Any support for the Software will be provided by Paragon.
5. You acknowledge and agree to the following:
  - a) The license of the Software including "Windows PE" is limited to use as a boot, diagnostic, disaster recovery, setup, restoration, emergency services, installation, test and/ or configuration utilities program, and not for use as a general purpose operating system or as a substitute for a fully functional version of any operating system product.
  - b) Windows\* is a registered trademark of Microsoft Corporation.
  - c) "Windows PE" is subject to U.S /European Union export jurisdiction.

#### General Provisions

1. This EULA If may not be modified, varied or altered, unless agreed upon in writing by Paragon.
2. This EULA is governed by and interpreted in accordance with the laws of the state of California. The exclusive jurisdiction for any claim, action or dispute with Paragon or relating in any way to Your use of the Licensed Products shall be in the state and federal courts of the State of California and the venue for the adjudication or disposition of any such claim, action or dispute shall be in Orange County, California.
3. You acknowledge that you have read this EULA, understand it, and that by using the Software you agree to be bound by this EULA's terms and conditions. You further agree that it is the complete and exclusive statement of the agreement between Paragon and You, and supercedes any proposal or prior agreement, oral or written, and any other communication between Paragon and You relating to its subject matter. No additional or any different terms will be enforceable against Paragon unless Paragon gives its express consent, including an express waiver of the terms of this EULA, in writing signed by an officer of Paragon. You assume full responsibility for the use of the Software and agree to use the Software legally and responsibly in compliance with the terms of this EULA.
4. Should any provision of this EULA be declared unenforceable in any jurisdiction, that provision shall be deemed severable and shall not affect the remainder hereof. Paragon reserves all rights in the Software not specifically granted to You in this EULA.

Microsoft and Windows are registered trademarks of Microsoft Corporation. Other trademarks are trademarks of their respective companies.

EULA Version: June 2009

**Warning: Changes or modifications not expressly approved by Corsair could void the user's authority to operate the equipment.**

#### Class B digital device

This equipment has been tested and found to comply with the limits for a Class B digital device, pursuant to part 15 of the FCC Rules. These limits are designed to provide reasonable protection against harmful interference in a residential installation. This equipment generates, uses and can radiate radio frequency energy and, if not installed and used in accordance with the instructions, may cause harmful interference to radio communications. However, there is no guarantee that interference will not occur in a particular installation.

If this equipment does cause harmful interference to radio or television reception, which can be determined by turning the equipment off and on, the user is encouraged to try to correct the interference by one or more of the following measures:

- Reorient or relocate the receiving antenna.
- Increase the separation between the equipment and receiver.
- Connect the equipment into an outlet on a circuit different from that to which the receiver is connected.
- Consult the dealer or an experienced radio/TV technician for help.

This equipment complies with FCC radiation exposure limits set forth for an uncontrolled environment. This equipment should be installed and operated with minimum distance 20cm between the radiator & your body. This transmitter must not be co-located or operating in conjunction with any other antenna or transmitter.

This device complies with RSS-210 of the Industry Canada Rules. Operation is subject to the following two conditions: (1) This device may not cause harmful interference, and (2) this device must accept any interference received, including interference that may cause undesired operation.

Ce dispositif est conforme à la norme CNR-210 d'Industrie Canada applicable aux appareils radio exempts de licence. Son fonctionnement est sujet aux deux conditions suivantes: (1) le dispositif ne doit pas produire de brouillage préjudiciable, et (2) ce dispositif doit accepter tout brouillage reçu, y compris un brouillage susceptible de provoquer un fonctionnement indésirable.

Corsair hereby declares that this mobile wireless drive is in compliance with the essential requirements and other relevant provisions of Directive 1999/5/EC, Directive 2008/104/EC and Directive 2011/65/EU. You can request copy of the original declaration of conformity by emailing [regulatory@corsair.com](mailto:regulatory@corsair.com)